



Where there is despair, let me sow hope.

- Francis of Assisi

SowHope
P.O. Box 234
Rockford, MI 49341

NON-PROFIT ORG
U.S. POSTAGE
PAID
GRAND RAPIDS, MI
PERMIT NO. 382



2023 Annual Report

A Letter from the President

Impact

SowHope continues to have great impact on impoverished women around the poorest areas of the world. In 2023, we funded 37 projects in 15 developing countries, benefiting 8,597 women through wellness, education, and economic projects. Our partners continue to bring creative, essential, efficient, and sustainable ideas to the table, tackling local problems with their local ideas.

Wellness projects included providing shelter buildings for displaced women in the Democratic Republic of Congo (DRC), installing a well in an area of Kenya beset by drought, hosting a maternal health camp and counseling in rural Nepal, and constructing a birthing center in the DRC.

Education projects were comprised of learning experiences such as poultry and fish farming in Zimbabwe, vocational training in Pakistan and Burkina Faso, teaching cosmetology in India, teaching farming techniques in Sierra Leone and the DRC, and skills training in Afghanistan.

The grants for economic projects tripled those for wellness and education projects and were used for microfinance projects that involved table banking in Kenya, Bangladesh, and DRC, farming projects in Zimbabwe, Sierra Leone, Nigeria, and South Sudan, organic coffee farming in Guatemala, producing garments in Pakistan, and a catering business in Kenya.

All these projects are culturally relevant and have a sustainable component which means they have a high chance of long-term success without having to continually support them. They become self-sufficient and are truly empowering women around the world.

Updates

In 2023, with the help of trusted friends, we were able to add two more countries to our list of supported nations: two partners in Guatemala and six partners in Zimbabwe.

On March 8th, we hosted our first outdoor celebration for International Women's Day, like many countries around the globe do to commemorate the holiday, beginning what we hope is a longstanding tradition in Grand Rapids, Michigan. We honored 2 local women for their contributions to society, then led a joyful music-filled 1-mile march, carrying flags from many nations. The Michigan faithful proved hardy as almost 100 people joined us for this Michigan winter event!

In June, we added to our staff by hiring Dr. Sylvia Juta, currently living in Sierra Leone, as the Program Director. Sylvia previously served on the SowHope Board from 2012-2015 while she was a student at Western Michigan University getting her Doctorate in Public Administration. She then worked at SowHope for 2 years before moving with her husband and young son to Sierra Leone in 2017.

Finally, we began filming for a 2nd documentary (tentatively called "Charity Redefined"), expanding upon our 30-minute production from 2013. We endeavor to tell the story of SowHope and the way we believe development work should be approached. We are looking at an April 2025 premiere. Save the date!

Thank you for your continued support of our mission and the women we serve.

Mary Dailey Brown
President & CEO



2023 Annual Report

STRATEGY
PARTNERING WITH
LOCAL LEADERS SOLVING
LOCAL PROBLEMS USING
LOCAL SOLUTIONS

2023 Annual Report on Impact

BOARD OF DIRECTORS

- Mita Fitzjohn - Chairperson
- Lizbeth Leeson - Vice Chairperson
- Lauren Spangler - Secretary
- Alfred Longtin - Treasurer
- Leecie Brown
- Fridah Kanini
- Doreen Mangrum
- Michael McDonnell
- Jason Radmacher
- Kim Rowsome
- Arnaldo Rodriguez
- Christiana Unakalamba



Phone: 616-433-1575

Email: info@sowhope.org

Website: www.SowHope.org

2023 Program Impact

MISSION

TO INSPIRE WOMEN AROUND THE WORLD BY PROMOTING WELLNESS, EDUCATION, AND ECONOMIC OPPORTUNITIES


Wellness Program

6 projects
5,842 women





Education Program

10 projects
782 women



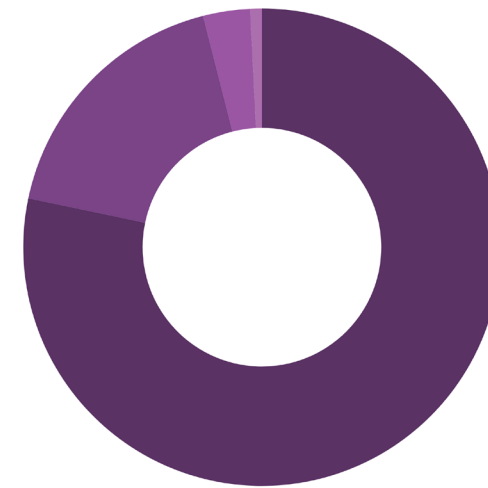
Economic Program

21 projects
2,333 women



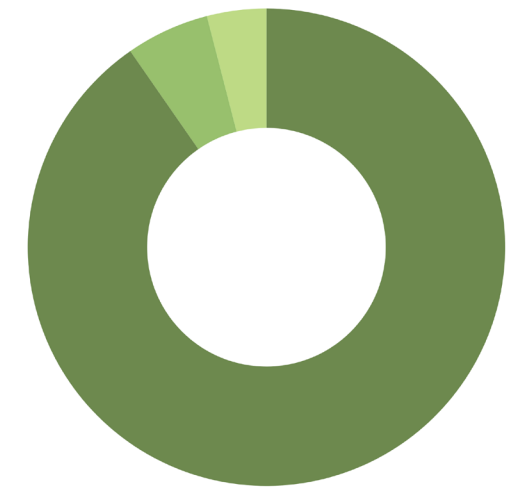
Total Income: \$479,496

Total Expenses: \$666,807



2023 Fiscal Report

Net Assets - \$449,818



- Individual Giving - 78.3%
- Corporate Giving - 17.7%
- Grants & Nonprofit Alliances - 3.2%
- Investments - 0.8%

- Program - 90.4%
- Administration - 5.6%
- Fundraising - 4.0%